

Wattle Farm



Border Leicester Stud
Temora

11TH ANNUAL PRODUCTION SALE



READY TO FLOCK IN

80 SELECTED FLOCK RAMS
7 STUD SIRES
27 STUD EWES

FRIDAY 30TH SEPTEMBER 2022

COMMENCING AT 1.00PM

UNDERCOVER AT WATTLE FARM

CONTACT: 0418 203 440

HEALTH STATUS MN2V

BRUCELLOSIS ACCREDITED

PROUD MEMBER OF LAMBPLAN

WWW.WATTLEFARM.COM.AU





SINCE THE ESTABLISHMENT OF WATTLE FARM, OUR INVESTMENT IN THE BEST POSSIBLE GENETICS AVAILABLE HAS BEEN SUBSTANTIAL.

PURCHASES IN 2021 INCLUDE QUALITY SIRES PURCHASED FROM BINDAREE, NUNDOONE AND COOLAWANG STUDS.

WATCH OUT FOR THEIR PROGERY IN 2023!

WATTLE FARM BORDER LEICESTER STUD

Jeff Sutton and family welcome you to our eleventh on Property Production sale.

Acknowledgement of Country

At Wattle Farm we respect and acknowledge the traditional owners of the land on which we come to meet on for our sale, the Wiradjuri people, the elders, past and present. Wattle Farm also acknowledges the ongoing connection the Wiradjuri people have to the Wattle Farm and to the Temora area.

Venue Fully Undercover at Wattle Farm

Date **Friday 30th September 2022**

Registration and Inspections from 10.00am

Presale inspections by appointment only

Complimentary Morning Tea and lunch.

Sale to Commence 1.00pm EST

Contact Details:

Jeff Sutton: 0418 203 440

Vendors Selling Agents:

Nutrien Wagga Wagga

Mr James Croker: 0427 753 533

Hartin Schute Bell

Jason Hartin: 0429 894 334

Brett Douglas: 0448 296 392

3% Rebate to outside agents introducing buyers in writing 24 hours before the sale date.

In the event you are unable to make this sale yourself, written purchase instructions will be carried out for absentees. Special arrangements can be made for the agistment of your purchased sheep by discussing same with Jeff Sutton.

Wattle Farm can also arrange for motel accommodation for those travelling long distance to our sale.

**PLEASE BRING THIS CATALOGUE
TO THE SALE.**

WATTLE FARM BORDERS

Dear fellow sheep breeders

We are proud of the quality of Rams and Ewes we will present for sale. They are backed by 17 years of stud breeding experience.

This year we will continue to offer all of our stud rams at our annual sale. We believe that this year catalogue of rams is the best and most even group Wattle Farm has ever offered.

The quality of the rams on offer continues through right to the last lot.

We invite your inspection and encourage your feedback and honest assessment of our Wattle Farm Border Leicesters. We look forward to catching up with you and answering any queries you may have on our stock. **Wattle Farm is a proud member of Sheep Genetics Australia.**

Sincerely

The Sutton Family

Temora, NSW

Ph: 0418 203 440


 **Join us on Facebook**

www.wattlefarm.com.au



COVID 19

Please be aware, we are obliged to abide by the current Covid19 rules, regulations and restrictions. Mandatory checkin's maybe required before and or on sale day.



www.wattlefarm.com.au



WATTLE FARM'S HEALTH STATUS

At Wattle Farm we pay particular attention to detail when it comes to the health of our stock we ensure we follow criteria including:

- **Registered Flock 4714**
- **PIC number is NA 552894**
- **Health Status MN2V-NS77053**
- **We are Brucellosis accredited free flock (Certificate no. 76735)**
- **All Sheep at Wattle Farm are Gudair vaccinated against OJD**
- **Vaccinated with 6 in 1 at marking, weaning and just before sale**
- **Wattle Farm remain committed to the Market Assurance Program.**
- **Progeny are micron tested**
- **Progeny all brass tagged and NLIS electronic flexi tagged.**
- **Wattle Farm stud stock is professionally tested on a routine basis by way of faecal sampling for worm burden counts**
- **Stud stock is routinely weighed using the Breed Elite weighing and drafting set up and software programs.**
- **All sheep are routinely inspected and are foot rot free**
- **Quality genetics are used from proven Sire lines**
- **Wattle Farm complies with Animal Health Statements for the sale of our sheep so buyers can maintain confidence and details of their purchases.**
- **All fences at Wattle Farm are constantly inspected and are in quality condition.**
- **All sheep are routinely inspected and monitored.**
- **All transport trailers are properly cleaned routinely.**
- **All sheep routinely drenched**
- **Flock rams shorn and drenched on the 4th July 2022**
- **Treatment with Average Plus Fly at shearing**
- **Stud Ewes shorn 1st May 2022 and backlined**
- **We performance test all our Border Leicesters using sheep genetics approved scanning.**
- **To ensure the highest possible standards we cull heavily to make sure only the best breeding stock is retained.**

BUYING RAMS, HOW DO THEY MEASURE UP ?

Imagine walking into a supermarket and all the items on the shelf are not labelled. Without accurate and precise labelling, it's pretty well impossible to tell the difference between the items displayed for sale.

The same is true about buying stud sheep. Both rams and ewes contain genetic material which you aim to use to improve your flock. The rams you buy typically determine 90% or more of the genetic gain in your flock moving forward. To ensure your breeding objectives are maintained and improved we offer the following advice to our clients.

BREEDING OBJECTIVES:

At Wattle Farm Border Leicester Stud our aims remain-

- Breeding true to Border Leicester Sheep
- Maintaining Constitution
- Improving carcase traits by proper measurement
- Improving micron results across the flock by micron testing
- Improving profitability for all our clients.
- Lowering of worm burden(s) by routine testing

SELECTING OUR SIRES:

At Wattle Farm Border Leicester Stud we select our Sire Rams based on-

- By measured performance data and economic traits
- Trueness to type
- Micron Data
- Pedigree data
- Health Status

BENCHMARKING:

At Wattle Farm Border Leicester Stud we benchmark our stud flock against other flocks by-

- Sheep Genetics selection index (ASBV's)
- Micron testing is completed by Riverina Wool Testers on the entire drop.
- Ram trial results
- Rigorous Health Testing through the Market Assurance Plan
- Pedigree matching of the drop.
- Routine testing of weights
- Worm Burden testing

GENERAL INFORMATION-

At Wattle farm Border Leicester Stud we provide the following information.

- The progeny offered at our Annual sales are not more than 8 weeks apart from oldest to youngest
- Rams are generally kept running in the same mob for their management from weaning to annual sale selection
- Lambplan data is collected in May/ June annually for the drop and takes into account birth dates, birth types, sires and dams details etc.
- Rams for our Annual sale are selected 5 to 7 days prior to sale date and are graded on the characteristics as listed.
- Ewes for our Annual Sale are selected 6 weeks before sale date and are graded on the characteristics as listed.

Wattle Farm rams and ewes continue to offer value for money for all our clients which will maintain profitability in your flock.



Department of
Primary Industries

NSW Ovine Brucellosis Accreditation Scheme

Certificate of Accreditation

CERTIFICATE NUMBER	76735
STUD NAME/PROPERTY	Jeff Sutton Pastoral
ADDRESS	Jeff Sutton Pastoral, 1064 Glynburn Rd, TEMORA, NSW 2666
OWNER	SUTTON Jeffrey Clifford
ACCREDITATION	OB-TR
EXPIRY DATE	31/12/2024

I certify that this flock is accredited in the NSW Ovine Brucellosis Accreditation Scheme.

Accreditation does not provide a guarantee that the flock is free from Ovine Brucellosis. It is a statement that, on the basis of property inspection, sheep examination and testing, and agreement by the flock owner to comply with the rules of the Scheme, no evidence of Ovine Brucellosis has been detected in sheep on the property. This certificate may be cancelled at any time should there be any breach of the owner agreement or if Ovine Brucellosis is suspected or confirmed in any of the flock on the property.

Veterinarian's name: **Dr Lydia Herbert**

Veterinarian's address: HERBERT Lydia 355 Macquarie Street, DUBBO, NSW 2830

Signature of Approved Veterinarian:

Date:

31/5/22

FLOCK STATUS CERTIFICATE

Australian Johne's Disease Market Assurance Program for Sheep

CERTIFICATE No. NS77053

I certify that the sheep flock owned by:

SUTTON Jeffrey Clifford

TEMORA

and run on the property: **Jeff Sutton Pastoral**

at: **Jeff Sutton Pastoral, 1064 Glynburn Rd, TEMORA, NSW 2666**

and which has been assigned the property identification code (PIC):
NA558924

has satisfied the testing criteria and continues to meet the management standard required by the program.

A Flock Status of: **MN2-V**

was assigned in **2022**

This status is valid until **31/12/2022**

Veterinarian's name **Lydia Herbert**

Veterinarian's address: **355 Macquarie Street DUBBO NSW 2830**

Signature of Approved Veterinarian:



Date: **31/5/22**

This certificate will be withdrawn if there is evidence of disease on the property or if the flock owner does not comply with the conditions of the Australian Johne's Disease Market Assurance Program for Sheep.

AUSTRALIAN JOHNE'S DISEASE MARKET ASSURANCE PROGRAM FOR SHEEP



NATIONAL SHEEP HEALTH DECLARATION

Property Identification Code (PIC) of this property
This MUST be the PIC of the property that
the stock is being moved from

N	A	5	5	2	8	9	4
---	---	---	---	---	---	---	---

Attached to accompanying NVD/Waybill No.

2	7	8	6	2	7	5	6
---	---	---	---	---	---	---	---

SECTION A – Biosecurity Information

1. All consigned sheep are from a Livestock Production Assurance (LPA) accredited property?* Y N
2. The number of different sources of sheep that have been introduced onto the consignment property in the last 5 years is:
0 (closed flock) 1-5 6+ Rams Only

SECTION B – Animal Health Information

3. All consigned sheep are from a flock that is free of virulent footrot?* Y N
4. All consigned sheep are from a flock that is free of benign footrot or scald?* Y N
If (N) please provide further information below
5. All consigned sheep are from a flock that is free of lice?* Y N
6. All consigned sheep are from a flock in an ovine brucellosis accreditation scheme? Y N
If Yes, Flock Accreditation No. (except Qld) Y500 Expiry Date 31 / 12 / 24
7. All consigned sheep are Johne's disease (JD) Approved Vaccinates?* Y N
If Yes, I have been continuously vaccinating all retained lambs in the consignment flock against JD for 15 years. *(Vendor-bred sheep only)*
8. All consigned sheep are from a SheepMAP flock?* Y N
If yes, Status MN2V Year commenced 2019 Certificate Number NS77053
9. All consigned sheep are from a flock with a negative test for JD?* Y N
If Yes, which test? Faecal Test Date of test 11 / 11 / 21
10. Any other JD management practices carried out on the property?
Yes as per the Procedures Manual for the MAP scheme
11. Any other relevant health information
All sheep vaccinated with Gudair.

SECTION C – Treatment Information of Consigned Sheep

Treatment type	Product	Date of last treatment
External Parasite Treatment	Eradicator	10-Jul-22
Internal Parasite Treatment	Tridectin	10-Jul-22
Other treatments		
Vaccination (other than JD)	6 in 1 x 3 Includes B12	06-Dec-21


Declaration (see explanatory notes for further information)

I Jeff Sutton, Wattle Farm Border Leicester Stud
(Full name)

P O Box 281, Temora NSW 2666
(Address) (Town/suburb) (State) (Postcode)

Tel. No. () 0418203440 Email jsutton@ium.com.au

declare that, I am the owner and/or person responsible for the husbandry of the sheep in this consignment and all the information on this Sheep Health Declaration is true and correct:

Signature  Date 21 / 08 / 22

Producers are advised to retain appropriate records to support this declaration. Persons making false statements may be liable under fair trading and other relevant state legislation.

NATIONAL VENDOR DECLARATION (SHEEP AND LAMBS) & WAYBILL

NATIONAL VENDOR DECLARATION
(SHEEP AND LAMBS) AND WAYBILL

S0720

27862756

VALID For 30-9-2022 SALE

Part A To be completed by the owner or person who is responsible for the husbandry of the sheep or lambs

Owner of sheep or lambs Jett Sutton (Jett Sutton Pastoral) FULL BUSINESS NAME

Property/place where the journey commenced 1064 Glynburn Road, Temora NSW 2666 (02 69781810) POSTAL ADDRESS

Property Identification Code (PIC) of this property

This MUST be the PIC of the property that the stock is being moved from

NA552894

Description of sheep or lambs

Number	Year born (DOB)	Description (BREED, SEX & TYPE E.G. SHROOPBRED, WETHER, LAMB)	Month of shearing	PIC or Brand on Ear Tags (IF DIFFERENT TO PIC SHOWN ABOVE)	Earmarks (IF PRESENT OR REQUIRED)
80	2021	Border Leicester LAMBS	July 21		
30	2021	Border Leicester EWES	July 21		
110 Total					

Use the Attachment Forms for consignments that require more lines to describe the stock. (See Explanatory Notes)

A. Have PICs on all of the NLIS tags only on sheep in this consignment been listed in the Description table above (other than the PIC printed on this NVD)? - Yes OR

B. Have all sheep in this consignment been tagged with an NLIS tag with the PIC printed on this NVD or the associated WA brand as listed in the description table above - Yes AND/OR

Number of electronic NLIS devices in this consignment -110-

Hours off feed and water before transporting 24 hours

Consigned to Arrived ON Property Farm / Ewe Sale (2022)

Destination (if different) of sheep or lambs

Location address

Destination PIC (REQ: WA & TAS)

Details of other statutory documents relating to this movement e.g. health statement

As per NSMS DOCUMENT TITLE --- NUMBER --- OFFICE OF ISSUE --- DATE --- EXPIRE DATE

1 Have these sheep or lambs been raised consistent with the rules of an independently audited QA program on the property the PIC of which is shown above?

Yes No If Yes, give details: MAP MN2-V NS77053 NAME OF PROGRAM SCHEMATIC OR LICENSE NO.

2 Have all the sheep or lambs in this consignment been treated with a Scabby Mouth Vaccination either at marking or at least 14 days prior to their presentation for sale?

Yes No

3 Were all of these sheep or lambs bred by the owner or vendor?

Yes No If No, how long ago were the sheep or lambs obtained or purchased?
(If purchased at different times, tick the box corresponding to the time of the most recent purchase.)

A. Less than 2 months B. 2-6 months C. 6-12 months D. more than 12 months

4 Are any of the sheep or lambs in this consignment still within a Withholding Period (WHP) or Export Slaughter Interval (ESI) as set by APVMA or SAFEMEAT, following treatment with any veterinary drug or chemical?

Yes No If Yes, give details: (Record additional details in question 7)

DATE APPLIED / / 20 WHP (days) ESI (days)

5 In the past 60 days, have any of the sheep or lambs in this consignment consumed any material that was still within a withholding period when harvested, collected or first grazed?

Yes No If Yes, give details:

DATE APPLIED / / 20 GRAZING WHP (days) SAFE FEED RESUMED / / 20 DATE FEEDING/GRAZING CEASED / / 20

6 Have the sheep or lambs in this consignment ever in their lives been fed feed containing animal fats? (See Explanatory Notes)

Yes No

7 Please include any additional information below

eg: vaccination programs, animal health certification, additional declarations, etc.

Antibiotic free
Drenched with Zolvix

Declaration

I, Jeff Sutton, 1064 Glynburn Road,
Temora NSW (02 69781812)



I declare that I am the owner or the person responsible for the husbandry of the sheep or lambs and that all the information in part A of this document is true and correct.

I also declare that I have read and understood all the questions that I have answered, that I have read and understood the explanatory notes, and that, while under my control, the sheep or lambs were not fed restricted animal material (including meat and bone meal) in breach of State or Territory legislation.

Signature*

Date* 21/8/2022

*Only the person whose name appears above may sign this declaration, or make amendments which must be initialed.

Tel no. 0478203440 Fax no. N/A -

Email. jsutton@iun.com.au

Part B To be completed by the person in charge of the sheep or lambs while they are being moved. Completion of this part is optional in SA and VC.

Movement commenced: 30/9/2022 : (am/pm)

Vehicle registration number(s)*:

I am the person in charge of the sheep or lambs during the movement and declare all the information in Part B is true and correct.

Signature Date / / 20 Tel no.

*When more than one truck is carrying the sheep or lambs, other vehicle registration numbers are to be recorded.

ANIMAL HEALTH AUSTRALIA (AHA)

Animal Health Australia (AHA) is the trusted and independent national animal health body in Australia, bringing together government and industry to deliver animal health and biosecurity.

EMERGENCY ANIMAL DISEASE WATCH HOTLINE

To report a suspected outbreak of animal disease call your local veterinarian, or the Emergency Animal Disease Watch Hotline on 1800 675 888.

WHEN TO REACH AHA

Our staff are available from 8:30am to 5:00pm (local time), Monday to Friday, except public holidays.

HOW TO REACH AHA

EMAIL

aha@animalhealthaustralia.com.au

PHONE 02 6232 5522

(+61 2 6232 5522 from outside Australia)

POSTAL ADDRESS

PO BOX 5116, Braddon ACT 261

www.animalhealthaustralia.com.au



Tom & Fiona
SHUTTLE WORTH

0488 089 676

www.stockwatch.com.au

Worm Egg Counting Service

WATTLE FARM SIRES USED IN 2021 BREEDING PROGRAMME INCLUDED

Bauer 219 / 2017 (G544)

Coolawang 329 / 2017 (G597)

Glenlee Park 11 / 2015 (F8910)

Wattle Farm Impact 254 / 2017

Wattle Farm JJ 325 / 15 (F8714)

Glamis 249 / 2018 (G1186)

Wattle Farm 189 / 2019

Wattle Farm 135 / 2018

Wattle Farm Boomtime 331 / 2017 (G486)

Two Dot Maverick 469 / 2015 (F8885)

Cadell 202 / 2019 (G 2331)

Semen is available for sale from our quality Award Winning Show Rams including:

Wattle Farm Impression 1st 180 – 2009 (F4919)

Wattle Farm Exceed 83 / 2011 (F4859)

Wattle Farm Supreme 1st 78/2007

Wattle Farm JJ 325/2015 (F8714)

Cadell Romeo 78th 733-2008 (F1938)

Cadell Romeo 79th 862-2008 (F1939)

Coolawang Victory 107/2015 (F8875)

Bindaree Supreme Vintage 78/2012 (F5917)

Coolawang Lightning 9/2014

Glenlee Park 11/2015 (F8910)

Coolawang 329/2017 (G597)

Wattle Farm exports Semen right throughout Australia and New Zealand.

**Wattle Farm is accredited
MN2V**



UNDERSTANDING LAMBPLAN MATERNAL ASBVS

BWT: Birth Weight (kg) - Rams with more negative BWT ASBVs produce lambs which are lighter at birth.
(BWT ASBVs estimate the genetic difference between animals in live weight at birth)

PWT: Post Weaning Weight (kg) - Rams with more positive WT ASBVs produce progeny that grow quicker and are heavier at a certain age, WT ASBVs are reported at weaning (WWT), post weaning (PWT), yearling (YWT), hogget (WT ASBVs estimate the genetic difference between animals in live weight at a given age)

PFAT: Post Weaning Fat Depth (mm) - Rams with more negative FAT ASBVs produce progeny that are leaner. FAT is reported at post weaning (PFAT), yearling (YFAT) and hogget (HFAT) ages.
(FAT ASBVs estimates the genetic difference between animals in GR fat depth)

PEMD: Post Weaning Eye Muscle Depth (mm) - Rams with more positive ASBVs for EMD will produce progeny that have more muscle, independent of weight, and a higher lean meat yield. EMD is reported at post weaning (PEMD), yearling (YEMD) and hogget (HEMD) ages.
(EMD ASBVs estimate the genetic difference between animals in eye muscle depth at the C site)

NLW: Number of Lambs Weaned (%) - Rams with more positive NLW ASBVs will sire daughters that wean a higher percentage of lambs.
(NLW ASBVs estimate the genetic difference between animals for the number of lambs weaned at each lambing opportunity)

BLX: Border Leicester Cross Index - The BLX index is for a first cross operation where maternal sires are joined to Merino dams, with the first cross female offspring then used in prime lamb systems joined to terminal sire rams. The index favours high early growth animals with good reproduction.

WATTLE FARM BORDER LEICESTER STUD ELEVENTH PRODUCTION SALE 2022

27 SELECTED STUD EWES.

EWE 1 - EAR TAG 106/2021 (SINGLE)

Sire - Glamis 249/2018
Ewe - Wattle farm 165/2017
Sire of Ewe - Coolawang Impact 1st 37/2012

BWT KG	MWWT KG	WWT KG	PWT KG	PFAT KG	PEMD MM	YWT KG	BLX \$	MIC
0.03		1.91	3.10	0.39	0.98	4.32	102.83	41
Purchaser:					Price \$:			

EWE 2 - EAR TAG 208/2021 (TWIN TO 194)

Sire - Coolawang Valiant 329/2017
Ewe - Wattle Farm 21/2017
Sire of Ewe - Wattle Farm JJ 325/2015

BWT KG	MWWT KG	WWT KG	PWT KG	PFAT KG	PEMD MM	YWT KG	BLX \$	MIC
0.42	0.57	4.69	6.46	-1.32	0.17	7.09	106.12	39
Purchaser:					Price \$:			

No scanning data

EWE 3 - EAR TAG 292/2021 (SINGLE)

Sire - Wattle Farm Boomtime 331/2017
Ewe - Wattle Farm 41/2017
Sire of Ewe - Coolawang Victory 107/2015

BWT KG	MWWT KG	WWT KG	PWT KG	PFAT KG	PEMD MM	YWT KG	BLX \$	MIC
0.20		2.80	4.50	0.53	0.52	6.75	106.99	39.90
Purchaser:					Price \$:			

WATTLE FARM BORDER LEICESTER STUD ELEVENTH PRODUCTION SALE 2022

EWE 4 - EAR TAG 191/2021 (TRIPLET)

Sire - Coolawang Valiant 329/2017
Ewe Ewe Wattle Farm 172/2018
Sire of Ewe - Coolawang Victory 107/2015

BWT KG	MWWT KG	WWT KG	PWT KG	PFAT KG	PEMD MM	YWT KG	BLX \$	MIC
0.49	0.67	4.35	6.25	-0.86	0.11	8.15	109.73	36.4
Purchaser:				Price \$:				

EWE 5 - EAR TAG 194/2021 (TWIN TO 208)

Sire - Coolawang Valiant 329/2017
Ewe - Wattle Farm 21/2017
Sire of Ewe - Wattle Farm JJ 325/2015

BWT KG	MWWT KG	WWT KG	PWT KG	PFAT KG	PEMD MM	YWT KG	BLX \$	MIC
0.39	0.57	4.16	6.08	-0.15	0.70	7.54	106.62	33.8
Purchaser:				Price \$:				

EWE 6 - EAR TAG 307/2021 (SINGLE)

Sire - Wattle Farm Boomtime 331/2017
Ewe - Wattle Farm 66/2019
Sire of Ewe - Bauer 219/2017

BWT KG	MWWT KG	WWT KG	PWT KG	PFAT KG	PEMD MM	YWT KG	BLX \$	MIC
0.15		2.39	3.39	-0.66	0.44	4.29	102.94	39.70
Purchaser:				Price \$:				

WATTLE FARM BORDER LEICESTER STUD ELEVENTH PRODUCTION SALE 2022

EWE 7 - EAR TAG 133/2021 (SINGLE)

Sire - Wattle Farm 189/2018
Ewe - Coolawang 208

BWT KG	MWWT KG	WWT KG	PWT KG	PFAT KG	PEMD MM	YWT KG	BLX \$	MIC
-0.07		1.19	4.91	-0.80	-0.11	5.99		38.4
Purchaser:				Price \$:				

EWE 8 - EAR TAG 153/2021 (SINGLE)

Sire - Wattle Farm 135/2018
Ewe - Wattle Farm 263/2018
Sire of Ewe - Geraldine Gladitor 52/2013

BWT KG	MWWT KG	WWT KG	PWT KG	PFAT KG	PEMD MM	YWT KG	BLX \$	MIC
0.25	0.85	4.86	7.46	0.36	0.44	8.11	102.77	42.60
Purchaser:				Price \$:				

EWE 9 - EAR TAG 233/2021

Sire - Bauer 219/2017
Ewe - Wattle Farm 160/2018
Sire of Ewe - Coolawang Victory 107/2015

BWT KG	MWWT KG	WWT KG	PWT KG	PFAT KG	PEMD MM	YWT KG	BLX \$	MIC
0.28		3.27	4.59	0.46	0.15	6.83	105.68	37.2
Purchaser:				Price \$:				

WATTLE FARM BORDER LEICESTER STUD ELEVENTH PRODUCTION SALE 2022

EWE 10 - EAR TAG 43/2021 (SINGLE)

Sire - Cadell 202/2019
Ewe Wattle Farm 325/2018
Sire of Ewe - Coolawong Victory 107/2015

BWT KG	MWWT KG	WWT KG	PWT KG	PFAT KG	PEMD MM	YWT KG	BLX \$	MIC
0.33		4.47	6.32	1.22	0.14	7.11	115.35	38.9
Purchaser:				Price \$:				

EWE 11 - EAR TAG 97/2021

Sire - Glamis 249/2018
Ewe - Wattle Farm 422/2014
Sire of Ewe - Bindaree Vintage 78/2012

BWT KG	MWWT KG	WWT KG	PWT KG	PFAT KG	PEMD MM	YWT KG	BLX \$	MIC
0.21		3.19	4.57	-0.76	-1.14	9.55	84.9	40.60
Purchaser:				Price \$:				

EWE 12 - EAR TAG 370/2021

Ewe - Wattle Farm Stud (No Data)

BWT KG	MWWT KG	WWT KG	PWT KG	PFAT KG	PEMD MM	YWT KG	BLX \$	MIC
Purchaser:				Price \$:				

WATTLE FARM BORDER LEICESTER STUD ELEVENTH PRODUCTION SALE 2022

EWE 13 - EAR TAG 249/2021 (TWIN)

Sire - Bauer 219/2017
Ewe - Wattle Farm 164/2018
Sire of Ewe - Coolawong Victory 107/2015

BWT KG	MWWT KG	WWT KG	PWT KG	PFAT KG	PEMD MM	YWT KG	BLX \$	MIC
0.28		3.48	5.21	1.4	0.29	7.44	105.05	40.50
Purchaser:				Price \$:				

EWE 14 - EAR TAG 285/2021 (TWIN)

Sire - Wattle Farm Boomtime 331/2017
Ewe - Wattle Farm 64/2017
Sire of Ewe - Coolawong Victory 107/2015

BWT KG	MWWT KG	WWT KG	PWT KG	PFAT KG	PEMD MM	YWT KG	BLX \$	MIC
0.29		3.66	5.03	-1.17	-0.28	5.59	109.67	43.50
Purchaser:				Price \$:				

EWE 15- EAR TAG 386/2021 (SINGLE)

Sire - Wattle Farm Impact 254/2017
Ewe - Wattle Farm 167/2020
Sire of Ewe - Glenlee Park 11/2015

BWT KG	MWWT KG	WWT KG	PWT KG	PFAT KG	PEMD MM	YWT KG	BLX \$	MIC
0.39		4.46	6.36	-1.60	-1.04	6.98	98.83	33.60
Purchaser:				Price \$:				

EWE 16 - EAR TAG 87/2021 (SINGLE)

Sire - Glamis 249/2018
Ewe - Wattle Farm 439/2014
Sire of Ewe - Coolawong Impact 37/2012

BWT KG	MWWT KG	WWT KG	PWT KG	PFAT KG	PEMD MM	YWT KG	BLX \$	MIC
0.01		1.42	2.00	-0.32	0.45	2.39	95.37	39.4
Purchaser:				Price \$:				

WATTLE FARM BORDER LEICESTER STUD ELEVENTH PRODUCTION SALE 2022

EWE 17 - EAR TAG 245/2021 (TRIPLET)

Sire - Bauer 219/2017
Ewe - Wattle Farm 3/2018
Sire of Ewe - Wattle Farm JJ 325/2015

BWT KG	MWWT KG	WWT KG	PWT KG	PFAT KG	PEMD MM	YWT KG	BLX \$	MIC
0.18		2.72	3.70	-0.97	-0.12	3.85	103.79	38.80
Purchaser:				Price \$:				

EWE 18 - EAR TAG 323/2021 (TWIN)

Sire - Glenlee Park 11/2015
Ewe - Wattle Farm 145/2019
Sire of Ewe - Coolawang Victory 107/2015

BWT KG	MWWT KG	WWT KG	PWT KG	PFAT KG	PEMD MM	YWT KG	BLX \$	MIC
0.46	0.35	4.51	7.17	-1.18	-0.81	9.20	103.98	37.00
Purchaser:				Price \$:				

EWE 19 - EAR TAG 59/2021 (TWIN)

Sire - Cadell 202/2019
Ewe - Wattle Farm 157/2019
Sire of Ewe - Bindaree 1030/2017

BWT KG	MWWT KG	WWT KG	PWT KG	PFAT KG	PEMD MM	YWT KG	BLX \$	MIC
0.17		2.82	4.39	-0.11	-0.04	6.11	102.70	41.20
Purchaser:				Price \$:				

EWE 20 - EAR TAG 122/2021 (SINGLE)

Sire - Wattle Farm 189/2018
Ewe - Coolawang 260
Sire of Ewe -

BWT KG	MWWT KG	WWT KG	PWT KG	PFAT KG	PEMD MM	YWT KG	BLX \$	MIC
-0.03		1.31	1.87	-9.2	0.09	2.77	93.58	38.40
Purchaser:				Price \$:				

WATTLE FARM BORDER LEICESTER STUD ELEVENTH PRODUCTION SALE 2022

EWE 21 - EAR TAG 262/2021 (SINGLE)

Sire - Bauer 219/2017
Ewe - Wattle Farm 295/2017
Sire of Ewe - Coolawong Lighting 7/2014

BWT KG	MWWT KG	WWT KG	PWT KG	PFAT KG	PEMD MM	YWT KG	BLX \$	MIC
0.13		2.47	3.14	0.09	-0.03	5.64	98.06	40.1

Purchaser:

Price \$:

EWE 22 - EAR TAG 100/2021 (TWIN)

Sire - Glamis 249/2018
Ewe - Wattle Farm 422/2014
Sire of Ewe - Bindaree Vintage 78/2012

BWT KG	MWWT KG	WWT KG	PWT KG	PFAT KG	PEMD MM	YWT KG	BLX \$	MIC
0.05		1.24	2.09	0.55	0.10	4.08	93.32	39.20

Purchaser:

Price \$:

EWE 23 - EAR TAG 270/2021

Sire - Glenlee Park 11/2015
Ewe - Wattle Farm 272/2019
Sire of Ewe - Glenlee Park 11/215

BWT KG	MWWT KG	WWT KG	PWT KG	PFAT KG	PEMD MM	YWT KG	BLX \$	MIC
0.25		3.04	3.68	-1.46	-0.99	3.58	93.66	37.7

Purchaser:

Price \$:

EWE 24 - EAR TAG 366/2021 (SINGLE)

Sire - Glenlee Park 11/2015
Ewe - Wattle Farm 272/2019
Sire of Ewe - Glenlee Park 11/215

BWT KG	MWWT KG	WWT KG	PWT KG	PFAT KG	PEMD MM	YWT KG	BLX \$	MIC
0.36	0.02	3.55	5.79	-1.26	-0.47	6.00	103.35	41.00

Purchaser:

Price \$:

WATTLE FARM BORDER LEICESTER STUD ELEVENTH PRODUCTION SALE 2022

EWE 25 - EAR TAG 99/2021 (TWIN)

Sire - Glamis 249/2018
Ewe - Wattle Farm 460/2015
Sire of Ewe - Wattle Farm Exceed 56/2011

BWT KG	MWWT KG	WWT KG	PWT KG	PFAT KG	PEMD MM	YWT KG	BLX \$	MIC
-0.02		1.48	1.87	-0.55	0.18	0.90	102.74	39.5
Purchaser:				Price \$:				

EWE 26 - EAR TAG 295/2021 (SINGLE)

Sire - Wattle farm Boomtime 331/2017
Ewe - Wattle Farm 8/2018
Sire of Ewe - Wattle Farm JJ 325/2015

BWT KG	MWWT KG	WWT KG	PWT KG	PFAT KG	PEMD MM	YWT KG	BLX \$	MIC
0.11		2.05	2.89	-1.28	-0.62	3.44	99.3	40.10
Purchaser:				Price \$:				

EWE 27 - EAR TAG 317/2021 (SINGLE)

Sire - Wattle Farm Boomtime 331/2017
Ewe - Wattle Farm 29/2015
Sire of Ewe - Cadell 862/2008

BWT KG	MWWT KG	WWT KG	PWT KG	PFAT KG	PEMD MM	YWT KG	BLX \$	MIC
0.08	0.37	1.12	1.61	-0.63	-0.20	1.37	105.09	42.20
Purchaser:				Price \$:				

Wattle Farm is accredited MN2V



MN2V-NS77053

UNDERSTANDING THE TRAITS IN THE CATALOGUE (ASBVS)

All Australian Sheep Breeding Values (ASBVs) used in this catalogue are based on the Sheep Genetics Australia Lambplan Maternal analysis.



Abbreviation	Trait	Units	Description
BWT	Birth weight	kg	Genetic difference in liveweight at birth
MWWT	Maternal weaning weight	kg	Estimate of female progeny's ability to provide a good maternal environment
PWT	Post weaning weight	kg	Genetic difference in live weight gain between weaning and 10 months of age (growth)
PFAT	Post weaning fat depth	mm	Genetic difference in fat depth at 10 months of age
PEMD	Post weaning eye muscle depth	mm	Genetic difference in eye muscle depth at the join at 10 months of age
NLW	Number of Lambs weaned	%	Estimates the genetic difference female progeny of a ram for the number of lambs weaned
BLX	Border Leicester Crossing Index		Indicates the relative value of an animal based on its suitability for first cross ewe and wther production
ACC	Accuracies	%	Are a reflection on the amount and quality of information available used to calculate ASBVs for each animal. Accuracies are important but are more relevant to people purchasing stud rams.

Indexes please visit www.genetics.mla.com.au

**WATTLE FARM BORDER LEICESTER STUD
ELEVENTH PRODUCTION SALE 2022
7 SELECTED STUD RAMS**

Wattle Farm is offering Ram Fertility examinations through Apiam Genetics. To ensure warranty and due diligence on our part, any sire(s) purchased from Wattle Farm for over \$10,000 (plus GST) will be eligible for this professional examination by Apiam Genetics at our cost. If you wish to take up this offer please speak to Jeff Sutton on this matter on the sales completion.

PEN 10 - EAR TAG 278/2021 (TWIN)

Sire - Bauer 219/2017
Ewe Wattle Farm 266/2019
Sire of Ewe - Glenlee Park 11/2015
Sire of 2nd dam - Coolawang 37/2012

BWT KG	MWWT KG	WWT KG	PWT KG	PFAT KG	PEMD MM	YSC KG	BLX \$	MIC
0.39		5.04	7.48	-0.82	-0.78	8.94	103.71	38.60
Purchaser:				Price \$:				

PEN 11 - EAR TAG 311/2021 (TWIN)

Sire - Wattle Farm 331/2017
Ewe Wattle Farm 169/2016
Sire of Ewe - Wattle Farm 213/2011
Sire of 2nd Dam - Cadell 386/2009

BWT KG	MWWT KG	WWT KG	PWT KG	PFAT KG	PEMD MM	YSC KG	BLX \$	MIC
0.21		3.67	5.65	-0.27	0.60	5.99	114.49	39.50
Purchaser:				Price \$:				

PEN 12 - EAR TAG 330/2021 (TWIN)

Sire - Glenlee Park 11/2015
Ewe- Wattle Farm 200/2018
Sire of Ewe - Wattle Farm 325/2016
Sire of 2nd Dam - Retallack 635/2010

BWT KG	MWWT KG	WWT KG	PWT KG	PFAT KG	PEMD MM	YSC KG	BLX \$	MIC
0.45	0.72	5.72	8.70	-0.98	-0.50	10.53	106.72	
Purchaser:				Price \$:				

PEN 13 - EAR TAG 301/2021 (SINGLE)

Sire - Wattle Farm 331/2017
Ewe - Wattle Farm 60/2019
Sire of Ewe - Coolawang 329/2017
Sire of 2nd Dam - Wattle Farm Supreme 78/2007

BWT KG	MWWT KG	WWT KG	PWT KG	PFAT KG	PEMD MM	YSC KG	BLX \$	MIC
0.25		2.45	3.16	-0.94	-0.25	5.74	97.12	34.60
Purchaser:				Price \$:				

WATTLE FARM BORDER LEICESTER STUD ELEVENTH PRODUCTION SALE 2022

PEN 14 - EAR TAG 302/2021 (SINGLE)

Sire - Wattle Farm 331/2017
Ewe - Wattle Farm 60/2019
Sire of Ewe - Coolawang 329/2017

BWT KG	MWWT KG	WWT KG	PWT KG	PFAT KG	PEMD MM	YSC KG	BLX \$	MIC
0.28		3.78	5.64	-1.26	-0.09	6.50	107.72	42.30

Purchaser:

Price \$:

PEN 15 - EAR TAG 326/2021 (TWIN)

Sire - Glenlee Park 11/2015
Ewe- Wattle Farm 252/2016
Sire of Ewe - Coolawang 37/2012

BWT KG	MWWT KG	WWT KG	PWT KG	PFAT KG	PEMD MM	YSC KG	BLX \$	MIC
0.29	0.39	4.05	6.86	-0.77	-0.35	7.5	102.37	41.00

Purchaser:

Price \$:

PEN 16 - EAR TAG 115/2021 (TWIN)

Sire - Wattle Farm 186/2019
Ewe - Coolawang 393/2018
Sire of Ewe - Coolawang 280/2015
Sire of 2nd Dam - Coolawang 6/2014

BWT KG	MWWT KG	WWT KG	PWT KG	PFAT KG	PEMD MM	YSC KG	BLX \$	MIC
0.06		2.50	3.34	-0.73	-0.26	3.35	104.3	39.00

Purchaser:

Price \$:

**PROUD MEMBERS OF
LAMBPLAN**



**WATTLE FARM BORDER LEICESTER STUD
ELEVENTH PRODUCTION SALE 2022**

**80 SELECTED RAMS TO BE
SOLD SEPARATELY MEANING YOU
ONLY SELECT AND BUY WHAT YOU
WANT TO PURCHASE.**

**A catalogue for the selected rams will be available
on sale day for all buyers.**

**The catalogue will indicate Lambplan details,
sire details single, twins or triplets details, micron
details and weight of each ram.**

PEN 17		
Tag: 28	Purchaser:	Price \$:
Tag: 29	Purchaser:	Price \$:
Tag: 30	Purchaser:	Price \$:

PEN 18		
Tag: 31	Purchaser:	Price \$:
Tag: 32	Purchaser:	Price \$:
Tag: 33	Purchaser:	Price \$:

PEN 19		
Tag: 34	Purchaser:	Price \$:
Tag: 35	Purchaser:	Price \$:
Tag: 36	Purchaser:	Price \$:

PEN 20		
Tag: 37	Purchaser:	Price \$:
Tag: 38	Purchaser:	Price \$:
Tag: 39	Purchaser:	Price \$:

PEN 21

Tag: 40	Purchaser:	Price \$:
Tag: 41	Purchaser:	Price \$:
Tag: 42	Purchaser:	Price \$:

PEN 22

Tag: 43	Purchaser:	Price \$:
Tag: 44	Purchaser:	Price \$:
Tag: 45	Purchaser:	Price \$:

PEN 23

Tag: 46	Purchaser:	Price \$:
Tag: 47	Purchaser:	Price \$:
Tag: 48	Purchaser:	Price \$:

PEN 24

Tag: 49	Purchaser:	Price \$:
Tag: 50	Purchaser:	Price \$:
Tag: 51	Purchaser:	Price \$:

PEN 25

Tag: 52	Purchaser:	Price \$:
Tag: 53	Purchaser:	Price \$:
Tag: 54	Purchaser:	Price \$:

PEN 26

Tag: 55	Purchaser:	Price \$:
Tag: 56	Purchaser:	Price \$:
Tag: 57	Purchaser:	Price \$:

WATTLE FARM BORDER LEICESTER STUD ELEVENTH PRODUCTION SALE 2022

PEN 27

Tag: 58	Purchaser:	Price \$:
Tag: 59	Purchaser:	Price \$:
Tag: 60	Purchaser:	Price \$:

PEN 28

Tag: 61	Purchaser:	Price \$:
Tag: 62	Purchaser:	Price \$:
Tag: 63	Purchaser:	Price \$:

PEN 29

Tag: 64	Purchaser:	Price \$:
Tag: 65	Purchaser:	Price \$:
Tag: 66	Purchaser:	Price \$:

PEN 30

Tag: 67	Purchaser:	Price \$:
Tag: 68	Purchaser:	Price \$:
Tag: 69	Purchaser:	Price \$:

PEN 31

Tag: 70	Purchaser:	Price \$:
Tag: 71	Purchaser:	Price \$:
Tag: 72	Purchaser:	Price \$:

WATTLE FARM BORDER LEICESTER STUD ELEVENTH PRODUCTION SALE 2022

PEN 32

Tag: 73	Purchaser:	Price \$:
Tag: 74	Purchaser:	Price \$:
Tag: 75	Purchaser:	Price \$:

PEN 33

Tag: 76	Purchaser:	Price \$:
Tag: 77	Purchaser:	Price \$:
Tag: 78	Purchaser:	Price \$:

PEN 34

Tag: 79	Purchaser:	Price \$:
Tag: 80	Purchaser:	Price \$:
Tag: 81	Purchaser:	Price \$:

PEN 35

Tag: 82	Purchaser:	Price \$:
Tag: 83	Purchaser:	Price \$:
Tag: 84	Purchaser:	Price \$:

WATTLE FARM BORDER LEICESTER STUD ELEVENTH PRODUCTION SALE 2022

PEN 36

Tag: 85	Purchaser:	Price \$:
Tag: 86	Purchaser:	Price \$:
Tag: 87	Purchaser:	Price \$:

PEN 37

Tag: 88	Purchaser:	Price \$:
Tag: 89	Purchaser:	Price \$:
Tag: 90	Purchaser:	Price \$:

PEN 38

Tag: 91	Purchaser:	Price \$:
Tag: 92	Purchaser:	Price \$:
Tag: 93	Purchaser:	Price \$:

PEN 39

Tag: 94	Purchaser:	Price \$:
Tag: 95	Purchaser:	Price \$:
Tag: 96	Purchaser:	Price \$:

WATTLE FARM BORDER LEICESTER STUD ELEVENTH PRODUCTION SALE 2022

PEN 40

Tag: 97	Purchaser:	Price \$:
Tag: 98	Purchaser:	Price \$:
Tag: 99	Purchaser:	Price \$:

PEN 41

Tag: 100	Purchaser:	Price \$:
Tag: 101	Purchaser:	Price \$:
Tag: 102	Purchaser:	Price \$:

PEN 42

Tag: 103	Purchaser:	Price \$:
Tag: 104	Purchaser:	Price \$:
Tag: 105	Purchaser:	Price \$:

PEN 43

Tag: 106	Purchaser:	Price \$:
Tag: 107	Purchaser:	Price \$:
Tag: 108	Purchaser:	Price \$:

Hartin Schute Bell



**Wool Brokers
Livestock Agents
Rural Property & Real Estate Agents
Property Management Services
Finance and Insurance**

- Personalised livestock marketing and sales
- Specialists in store stock marketing
- Prime stock sales
- Lamb marketing
- Forward sales
- 'Over the Hook' and Feedlot contracts
- Stud stock sales and advice
- Access to a network of livestock agents
- Auction and AuctionsPlus

17 Burraway St, Narromine NSW 2821

Jason Hartin

Mob: 0429 894 334

Ph: (02) 6889 7688

Fax: (02) 6889 4704

www.schutebell.com.au

Wattle Farm offers ongoing support to all our clients and a guarantee of soundness, health and fertility for any sheep we sell. We are confident that our sheep are the type that will increase profitability and sustainability of your breeding flock.

For your information please give due consideration to help with the productive life of your purchases:

- Wattle Farm recommends you take out Insurance Cover for your Stud or flock rams for the next 6 months as rams are susceptible to injury and death in this period.
- Your new ram(s) are better placed in a paddock away from other rams and ewes until joining where he can be feed well and looked after right up until joining.
- Lupins are a very good supplement around 6 weeks from joining and a proven method of increasing semen quality semen is manufactured six weeks prior to use.
- Rams tend to work much better with a shorter fleece so shearing should be considered which will consequently limit the potential for flystrike and grass seed issues
- Remember before sending your rams out to work, check teeth, check stones and check feet and make sure all are in excellent order.
- Your new ram is best placed with mature ewes and should not be overworked as he is your investment for future years to come.
- Every time you have your rams in the yards check them thoroughly to ensure a long productive life to get the best out of them.
- Drench your rams and maintain 6 in 1 vaccinations.
- Take care of your Wattle Farm purchases as they will take care of you.

NUTRITIONAL MANAGEMENT OF YOUR NEW RAM

We encourage purchasers of stud and flock rams to discuss the post sale management of your new ram's nutrition with us.

- Should their diet include hay or grain we believe that a protein level should not exceed 12% and a level closer to 10% would be better.
- Good quality cereal hay will provide enough roughage especially when a 100 grams of lupins every other day is included in the ration.
- Over feeding with a high protein diet can lead to lower semen quality and can result in infertility which can take at least six weeks and quite often longer to reverse.
- Adequate shade prior to and including mating also assists in maintaining semen quality. An extended period of heat (i.e. A week in the high 30s) and also reduce semen quality.
- As well as diet the shedding of stud rams can also provide a risk to semen quality if ventilation is poor and especially if there is a build up of manure below grating. Excessive ammonia buildup has the same effect on semen quality as high protein diets.

Wattle Farm sheep are right for the times providing buyers with confidence because of the high genetic merits of the quality sires we continue to purchase and use.

WATTLE FARM UTILISES THE PROFESSIONAL SERVICES OF FALLS LIVESTOCK TRANSPORT



Falls Livestock Transport has been operating Australia Wide for many years transporting some of the most finest and prestigious livestock around Australia.

FLT are dedicated to meeting the highest level in industry standards as our professional team ensures a dependable quality service every-time.

Our team are professional, presentable and highly experienced in all areas specialising in low stress livestock handling and transport safety and we are a registered COVID safe business and adhere to restrictions and regulations. We pride ourselves on delivering a high level of customer satisfaction every time.

With only the newest and highest standard of equipment our transport fleet sets itself apart from our competitors catering for all jobs



TRANSPORT ENQUIRIES

P: 0429 826 342 E: lockie@fallslivestock.com.au



Local advice that makes a world of difference

Wagga Wagga Branch	53 Moorong St	02 6921 1511
Branch Manager	Peter Dorsett	0427 953 979
Livestock	Peter Cabot	0418 601 695
Livestock	Jarrod Slattery	0428 695 700
Livestock	James Croker	0427 753 533
Livestock	Hamish McGeoch	0467 715 232
Livestock	Shannon Wicks	0448 646 696
Livestock	Ken Maill	0427 135 974
Livestock Stud Specialist	Peter Godbolt	0457 591 929
Livestock Stud Specialist	Tim Woodham	0436 015 115
Insurance Manager	Fiona Petersen	0408 924 508
Sheep Specialist	Stephen Chalmers	0427 908 831
Wool Manager	Kym Hannaford	0457 504 475

WATTLE FARM BORDER LEICESTER STUD

Phone 02 6978 1810

Jeff 0418 203 440

Email wattle.farm@bigpond.com

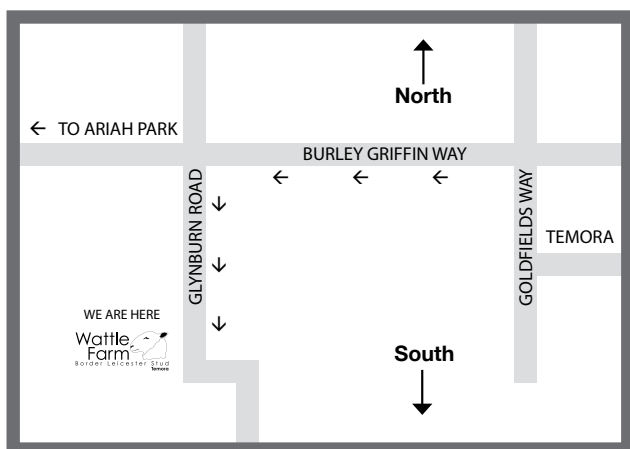
Website www.wattlefarm.com.au



Join us on Facebook

Address 1064 Glynburn Road,
Temora NSW 2666

Postal Address PO Box 281,
Temora NSW 2666



Jeff Sutton and family appreciate your support and we wish you the very best with your purchases.

**WATTLE FARM BORDER LEICESTER RAMS
ARE OF QUALITY GENETICS, EXCELLENT
CONSTITUTION AND PROVEN PERFORMANCE**

DISCLAIMER

PLEASE NOTE: Wattle Farm apologise but will not be accountable for errors and omissions contained in this catalogue. Whilst all care and effort has been taken in the preparation of this document, no responsibility is accepted for any errors, omissions or inaccuracies. As Stud Breeders we exercise as much care and due diligence as possible in the Management of our stud sheep enterprise to make sure the sale sheep in this sale catalogue are correctly pedigreed. However, because of potential mis mothering, mistakes and errors, misrepresentations can occur, therefore the material contained in this catalogue is to provide purchasers with general information only.



THANK YOU TO ALL NEW AND EXISTING
CLIENTS FOR YOUR CONTINUED
SUPPORT OF WATTLE FARM.

SUTTON FAMILY

**11TH ANNUAL
PRODUCTION SALE
READY TO FLOCK IN
80 SELECTED FLOCK RAMS
7 STUD SIRES
27 STUD EWES**



**WATTLE FARM ARE PROUD MEMBERS OF
THE NSW BORDER LEICESTER ASSOCIATION
& THE AUSTRALIAN BORDER LEICESTER
ASSOCIATION.**



WATTLE FARM BORDER LEICESTER STUD
P 02 6978 1810 M 0418 203 440
PO BOX 281, TEMORA NSW 2666
1064 GLYNBURN ROAD, TEMORA NSW 2666

WWW.WATTLEFARM.COM.AU 